




L V Prasad Eye Institute



Post Graduate Diploma in Optometry and Vision Sciences

2018 - 2020



About L V Prasad Eye Institute

L V Prasad Eye Institute (LVPEI), established in 1987, is a world-class eye health institute encompassing clinical care, education, research, rehabilitation, eye banking and high impact rural eye care. A World Health Organization collaborating centre for prevention of blindness, the Institute offers comprehensive patient care, sight enhancement and rehabilitation services and high-impact rural eye health programs. It also pursues cutting edge research and offers training for various eye care professionals and administrative personnel.

LVPEI's Kallam Anji Reddy campus at Hyderabad, a Centre of Excellence, is complemented by three Tertiary Centres - Shri Mithu Tulsi Chanrai Campus in Bhubaneswar, GMR Varalakshmi Campus in Visakhapatnam and the Kode Venkatadri Chowdary Campus in Vijayawada.

Education at LVPEI

From its very inception, training has been a key part of LVPEI's activities. Programs are offered for the training of personnel at all levels of the eye care service delivery chain: post doctoral ophthalmology fellows and practicing ophthalmologists, optometrists, ophthalmic technicians, nurses, nursing assistants, support staff and eye care administrators.

Education at LVPEI has three main objectives:

- To upgrade the skills of practicing eye care professionals
- To provide opportunities to keep abreast of developments in the field of vision science and eye care delivery
- To equip new entrants to the field with appropriate skills and knowledge

Our Faculty



Dr Shrikant R Bharadwaj, B Optom, PhD
Scientist & Director, Brien Holden Institute of Optometry and Visual Sciences



Mr Raghu Gullapalli
Executive Director
Emerging Technologies & Business Development



Mr Madhukuri Sitaramanjaneyulu
DOT, B Optom
Assistant Optometrist, In-charge – Vision Technician and Diploma of Ophthalmic Techniques
Teaching faculty – Bausch & Lomb School of Optometry
Brien Holden Institute of Optometry and Vision Sciences



Mr Deepak Kumar Bagga, Diploma in _____
Refraction and Optometry (D R Opt.), FLVPEI, MBA, PhD
Consultant Optometrist, Meera and L B Deshpande Centre for Sight Enhancement, Institute for Vision Rehabilitation
Bausch & Lomb School of Optometry, Brien Holden Institute of Optometry and Vision Sciences



Mr J Ganesh Babu, B Optom, PhD
Consultant Optometrist - VST Centre for Glaucoma Services



Mr Kiran Challa, M Optom, FIACLE
Consultant Optometrist - Bausch & Lomb Contact Lens Centre
Optometry Head - Cornea Services
Tej Kohli Cornea Institute



Dr Shonraj Ballae Ganeshrao,
B Optom, PhD
Post Doctoral Research Associate
VST Center for Glaucoma Services



Ms Aruna Ramakrishnan
B.Optom, Consultant Optometrist,
Bausch & Lomb School of Optometry ,
Brien Holden Institute of Optometry and Vision Sciences



Mr Srikanth Dumpati, B Optom,
M Optom , FIACLE

Consultant Optometrist - Bausch & Lomb
Contact Lens Centre
Tej Kohli Cornea Institute



Mr Peguda Hari Kumar, B Optom

Optometry In-charge - Retina and Ophthalmic
Diagnostics, Assistant Optometrist
Smt. Kanuri Santhamma Centre for Vitreo
Retinal Diseases



Dr Vijaya K Gothwal, B Optom, FAAO,
MAAppsc (QUT), PhD

Head - Meera & L B Deshpande Centre for Sight
Enhancement, Senior Faculty - Bausch & Lomb
School of Optometry



Mr Kartheek Kumar Sangewar

B Optom, M Optom

Associate Optometrist, Teaching faculty,
Bausch & Lomb School of Optometry
Brien Holden Institute of Optometry and Vision
Sciences



Mr Yashwanth Goud M, B Optom,
PGD IP (UK)

Associate Optometrist, Teaching faculty,
Bausch & Lomb School of Optometry
Brien Holden Institute of Optometry and Vision
Sciences



Mr Golla Ravi Kumar, B Optom, MBA

Optometry Head – Clinical Affairs
Consultant Optometrist - VST Centre for
Glaucoma Services



Mr P Anand Kumar, B Optom

Optometry In-charge – Diagnostics
Associate Optometrist
GMR Varalakshmi Campus, Visakhapatnam



Vijay Kumar Yelagondula,

B.Opt, MHSerMgt,
M Optom

Registrar, Bausch & Lomb School of Optometry,
Brien Holden Institute of Optometry and Vision
Sciences



Dr Srinivas Marmamula, M Sc
(Community Eye Health), PhD (Optometrist & Public
Eye Health Specialist)

Section Leader - Primary Eye care, Community Eye
Health Education and Research-Gullapalli Pratibha
Rao International Centre for Advancement of Rural
Eye care (GPR – ICARE)
Wellcome Trust / DBT India Alliance - Research
Fellow



Mr Asa Narasaiah, B Optom, M Optom
Consultant Optometrist,
Center For Sight Enhancement
Kode Venkatadri Chowdary Campus
LVPEI, Vijayawada



Mr Srikanth Maseedupalli, B Optom ,
PGDHRM, M Optom

Consultant Optometrist
Teaching faculty – Bausch & Lomb School of
Optometry
Brien Holden Institute of Optometry and Vision
Sciences



Mr Winston D Prakash, B Optom,
FLVPEI
Consultant Optometrist,
Child Sight Institute



Mr Sujoy Mukherjee, B Optom, M Optom

Assistant Optometrist – Retina Diagnostics
Mithu Tulsii Chanrai Campus, Bhubaneswar



Dr Charanya Ramachandran,
B Optom, PhD

Associate Optometrist- Research,
Centre for Ocular Regeneration
Prof. Brien Holden Eye Research Centre
Champalimaud Translational Centre, for



Dr Amithavikram R Hathibelagal

B Optom, MSc. PhD.
Post-Doctoral Research Associate
Brien Holden Institute of Optometry and Vision Sciences



Mr Sandeep Reddy P, Diploma
in Ophthalmic Techniques (DOT), B Optom
Administrator, Training and Operations
Optical Division
Brien Holden Institute of Optometry and
Vision Sciences



Ms Shailaja P Reddy, B Optom, M Phil
Associate Optometrist, Teaching faculty, Bausch & Lomb School of Optometry
Brien Holden Institute of Optometry and Vision Sciences



Ms Rebecca Sumalini, B Optom
Consultant Optometrist, Prof. Brien Holden Eye Research Centre
Meera & L B Deshpande
Centre for Sight Enhancement,
Vision Rehabilitation Centres



Dr PremNandhini Satgunam,
M Optom, PhD
Associate Optometrist - Research
Teaching faculty – Bausch and Lomb School of Optometry
Brien Holden Institute of Optometry and Vision Sciences



Dr L Srinivasa Varadharajan, PhD
Research Scientist, Prof. Brien Holden Eye Research Centre
Brien Holden Institute of Optometry and Vision Sciences

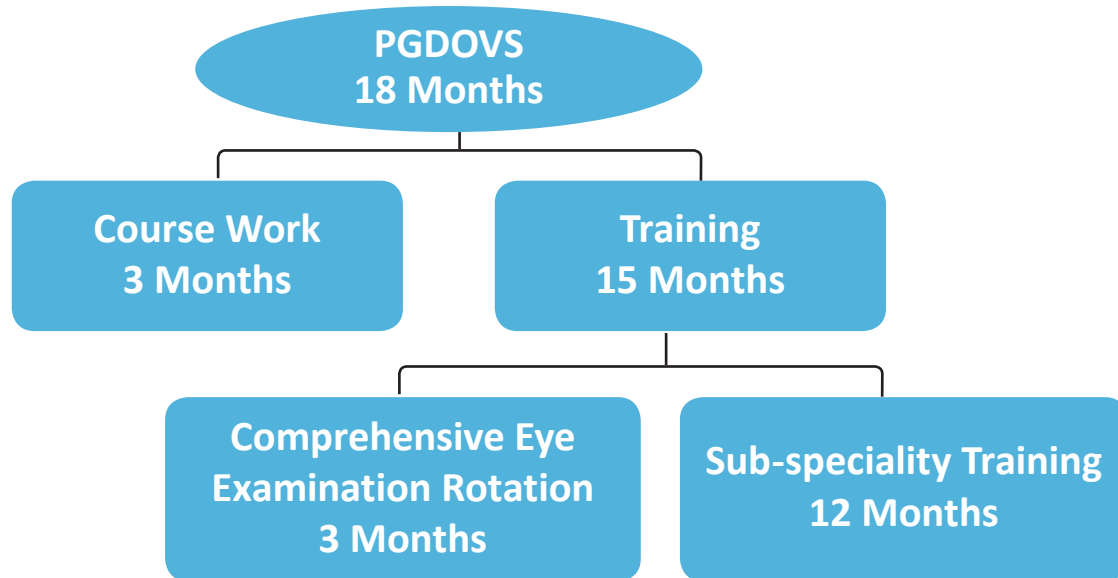


Mr Apoorva Sharma, B Optom, M Optom
Optometry Head - Glaucoma Services
Consultant Optometrist - VST Centre for Glaucoma Services



Dr Pavan Kumar Verkicharla,
B Optom, PhD
Scientist - Myopia Lab
Brien Holden Institute of Optometry and Vision Sciences

Overview of Post Graduate Diploma in Optometry and Vision Sciences



Post Graduate Diploma in Optometry and Vision Sciences (PGDOVS) is an 18 months program in which every trainee is routed through the following:

- A homogenization phase for up to 3 months to be up-to-date in the theory and practice of clinical optometry
- A 3 month hom 3 months of comprehensive eye examination rotation training, including postings at our rural secondary centres
- A minimum 12 months of training in one of eight different optometry sub-specialties based on the candidate's interest, performance, and availability
- Intense hands-on exposure to various clinical pathologies and diagnostic procedures
- Integrated learning of ocular pathology diagnosis and management through evidence-based practice of optometry and problem-based learning
- Exposure to cutting edge research, innovation and technology in optometry and vision science
- Opportunity to serve the community through community eye health programs

Objectives

At the end of the 18 month PGDOVS diploma training program, the trainee will be able to:

1. Perform a comprehensive eye examination that is geared towards the diagnosis of ocular pathology
2. Apply an integrated evidence-based approach for the diagnosis and management of ocular pathology
3. Demonstrate knowledge of current diagnostic modalities available in ophthalmic practice
4. Develop, execute, analyze data and compile the results of a research project in vision science
5. Demonstrate in-depth knowledge of all aspects of the latest practices in their area of specialization

Training details

The course work and comprehensive training are each provided for 3 months duration. Next, the trainee receives sub-speciality training over 12 months, with rotation in the three different areas of the sub-speciality for 4 months each.

Sub-speciality training modules

The program offers 10 different sub-speciality training modules. These are listed below::

1. Contact Lens and Anterior Segment
2. Low Vision and Posterior Segment
3. Binocular Vision, Orthoptics and Neuro-optometry
4. Ocularistry and Oculoplasty
5. Visual Neuroscience
6. Public Eye Health and Community Eye Care
7. Ophthalmic Dispensing
8. Eye Health Management
9. Innovation and Technology
10. Comprehensive Eye Examination Training



Module 1: Contact Lens and Anterior Segment

Course Coordinator: Srikanth Dumpati

Duration: 18 months

Number of seats available: Upto 20*

Overview:

This module offers focused training in the anterior segment related diseases and their management. It comprises comprehensive optometric eye evaluation, cornea and anterior segment evaluation and contact lens fitting.

The course work and comprehensive training are each provided for 3 months duration. Next, the trainee receives sub-speciality training over 12 months, with rotation in the three different areas of the sub-speciality for 4 months each.

Course outline:

Cornea and Anterior Segment Evaluation comprises the following areas of training:

- Eliciting case specific history and refraction techniques in complicated cases
- Clinical presentation and diagnosis of corneal and anterior segment related diseases
- Performing and interpreting the results of cornea and anterior segment related diagnostic tests and their clinical implications

Contact Lens component comprises the following areas of training:

- Basic contact lens fitting which includes, patient selection parameter selection and verification such as lens power, base curve and diameter
- Soft contact lens fitting (Spherical and Toric)
- RGP (rigid gas permeable) lens fitting
- Speciality contact lens fitting

Prerequisite: *The candidate must know the detailed structure and functioning of the anterior segment, have a keen interest in the physics of light and lenses, and in patient care.*

The number of seats in a given sub-speciality may vary depending on the training slots available in the Institute



Module 2: Low Vision and Posterior Segment

Course Coordinator: Deepak Kumar Bagga

Duration: 18 months

Number of seats available: Upto 20*

Overview:

This module focuses on the posterior segment diseases and its optometric management. It comprises glaucoma, retinal disease and diagnostic instruments operation which includes the interpretation of the results and prescription of low vision aids.

sub-speciality

Course outline:

Glaucoma component comprises the following areas of training:

- Case specific history taking and work-up
- Glaucoma and its local and systemic associations
- Pharmacology related to glaucoma management
- Glaucoma diagnostic tests and their interpretation

Retina component comprises the following areas of training:

- Case specific history taking and work-up
- Basic funduscopy
- Performing and interpreting the diagnostic tests related to retinal diseases

Low vision rehabilitation component comprises the following areas of training:

- Identifying individuals with low vision
- Clinical assessment of low vision and functional vision
- Prescribing regimes of low vision devices
- Prescription of optical and non-optical devices
- Prescription of electronic low vision devices
- Identification of associated additional disabilities and referral patterns
- Counseling of patients with visual impairment about the usage of the low vision devices and daily living skills.

Prerequisite:

The candidate should be interested in doing something for patients distressed by vision loss due to eye disease, and know about vision impairment in glaucoma and retinal eye disease, and about all available vision rehabilitation services. The right candidate will also be interested in directly dealing with patients with moderate or severe vision loss and in providing supportive patient care.

** The number of seats in a given sub-speciality may vary depending on the training slots available at the Institute*



Module 3: Binocular Vision, Orthoptics and Neuro-Optometry

Course Coordinator: PremNandhini Satgunam

Duration: 18 months

Number of seats available: Upto 12*

Overview:

This module gives extensive training in the field of comprehensive eye examination and pediatric optometric management of binocular vision disorders which includes working up of pediatric patients, strabismus patients and neuro-ophthalmology patients.

In the sub-speciality training, the candidate will be trained in pediatric optometry, strabismus and non-strabismus binocular vision disorders and neuro-ophthalmology. sub-speciality

Course outline:

Pediatric optometry component comprises the following areas of training:

- Case specific history taking in pediatric cases and strabismus cases
- Pediatric visual acuity measurements/refraction techniques and prescribing glasses in pediatric cases
- Clinical presentation and diagnosis of pediatric eye disorders
- Assessment of ocular motility and alignment disorders
- Cover - uncover test, prism bar cover test (PBCT) and HBT
- Identification and measurement of abnormal head posture (AHP)
- Assessment of nystagmus and its types

Strabismus and non-strabismus binocular vision disorders component comprises the following areas of training:

- Non-strabismic binocular vision assessment - detailed orthoptics evaluation
- Diplopia charting and stereopsis testing
- Management of non-strabismic and accommodative dysfunctions
- Prescribing prisms

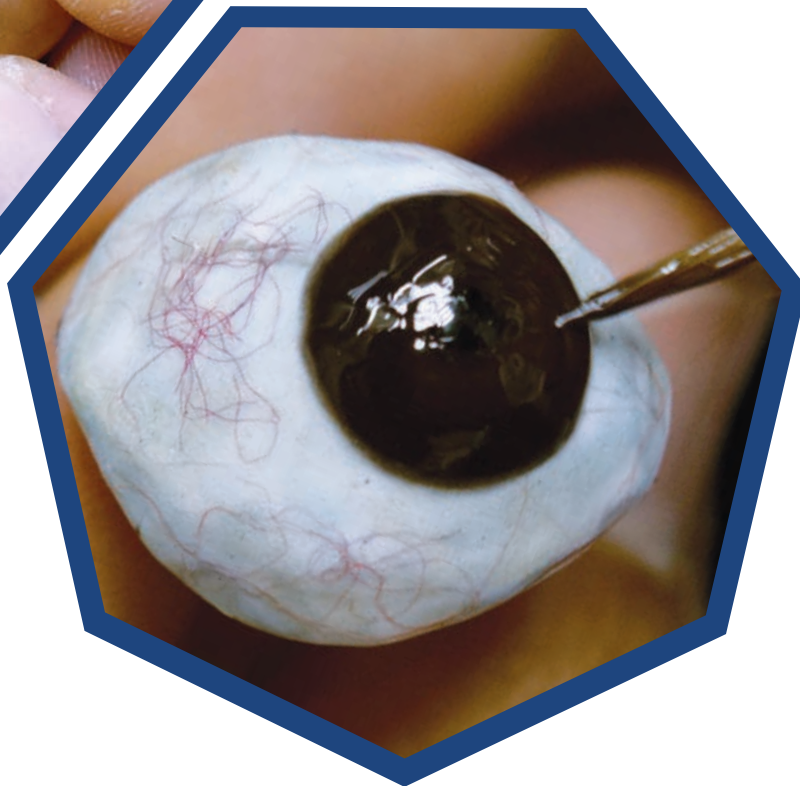
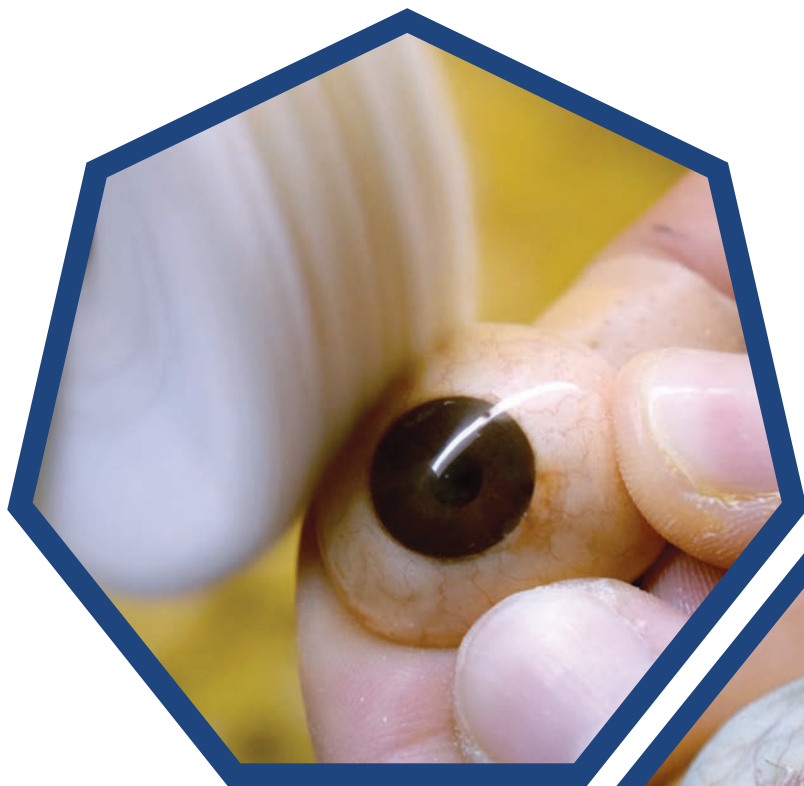
Neuro-ophth comprises the following areas of training:

- Work-up of neuro-ophthalmology related cases (including traumatic brain injury or TBI pat)
- Clinical presentation
- Management of cases related to neuro-ophthalmology (including low vision management)
- Visual fields evaluation & Peli prism fitting for hemianopia

Prerequisite:

The candidate should be interested in the human eye and its relations with the muscular and nervous systems, the physics of prisms and light, patient care, and have a keen eye for detail.

The number of seats in a given sub-speciality may vary depending on the training slots available at the Institute



Module 4: Oculoplasty and Ocularistry

Course Coordinator: Winston D Prakash

Duration: 18 months

No of seats available: Upto 8*

Overview:

This module focuses on training in areas such as ophthalmic plastics, aesthetics and ocularistry (prosthetics), and there is also an opportunity to pursue research in the field.

The training, a trainee will undergo sub-speciality training, wherein he/she will go through 3 months of ocularistry (prosthesis making) and 9 months of oculoplasty training which will also have a research component.

Course Outline:

Oculoplasty component comprises the following areas of training:

- Case specific history taking
- Evaluation of oculoplasty related cases such as eye lid abnormalities and Ocular adnexial abnormalities
- Assessment of cases related to ocular oncology
- Assessment of cases related to lacrimal disorders
- Assessment of ocular trauma

In addition to the training in the clinical area, the students are given exposure in the operation theatre as well, so that they can better understand the case diagnosis, treatment, and outcomes.

Research:

During the 1 year training, every fellow is expected to be involved in at least one research project which is aimed at eventual publication.


Ocularistry training comprises the following areas of training:

- Socket evaluation
- Making custom ocular prosthesis (COP)
- Making custom conformer, graded conformer and stem conformer

Prerequisite:

- The candidate should have good knowledge about the eye and its associated structures, research methods, patient care, and also be artistic.

** The number of seats in a given sub-speciality may vary depending on the training slots available in the Institute*



Module 5: Visual Neuroscience

Course Coordinator: L Srinivasa Varadharajan

Duration: 18 months

Number of seats available: Upto 10*

Overview:

The objective of this module is to equip the student with knowledge of the optical neural basis of vision and vision problems. The student will also learn experimental techniques that could lead to a career in research and teaching.

Course Outline:

This course comprises the following areas of training:

- Concepts of linear system theory and its application to early visual processing.
- Various theories and models and neural correlates of form vision including visual acuity, contrast sensitivity, colour vision, depth perception, motion perception and object recognition.
- In-depth training in using various psychophysical techniques, including their implementation in different programming environments like Matlab or Python.
- Training related to preparing scientific protocols and reports.

Prerequisite:

** The number of seats in a given sub-speciality may vary depending on the training slots available in the Institute*



Module 6: Public Eye Health and Community Eye Care

Course Coordinator: Srinivas Marmamula

Duration: 18 months

Number of seats available: Upto 12*

Overview:

The principle of community eye health is a field that seeks to apply all available knowledge about eye care to provide medical, surgical and rehabilitative treatment to the local population and thereby reduce blindness and visual impairment in the region. to reduce blindness and visual impairment. This specialized area of study is not included in the routine curriculum of ophthalmology/ optometry teaching in India and to the best of our knowledge, in other developing countries. Hence, this course aims to help professionals focus on delivering quality eye care to benefit the community as a whole. The knowledge and skills required to prevent and treat visual impairment and rehabilitate the blind and the visually impaired, improves the quality of their lives and also benefits society. The skills learnt from this program can be applied to other health care and development programs. The program fits the broad objectives of the global 'VISION 2020: The Right to Sight' program.

Course Outline:

This course comprises the following areas of training:

- Acquire knowledge and understanding of the core elements of community eye health
- Understand the basics in Epidemiology and Biostatistics
- Know how to apply the core elements for activities related to the prevention of blindness
- Transfer the skills learnt to their peers and subordinates at their workplace
- Learn about planning and management of eye care services and programs
- Use the broad-based curriculum to implement systems in any health-related field
- Improve interaction and communication skills and become computer literate
- Develop skills for planning and monitoring of community based projects and service delivery activities
- apply knowledge to improve to community eye health and incorporate this knowledge into managemem management principles and functions

Prerequisite:

Candidates must be keen to take public eye health research, teaching and training as a career.

** The number of seats in a given sub-speciality may vary depending on the training slots available at the Institute*



Module 7: Ophthalmic Dispensing

Course Coordinator: Srikanth Maseedupalli

Duration: 18 months

Number of seats available: Upto 8*

This module opens the trainee's eyes to the world of cuts and curves of ophthalmic lenses and to the array of spectacle frames, such that the trained professional would dispense spectacles based on the buyer's visual needs, desired visual tasks and lifestyle.

Course Outline:

This course comprises the following areas of training:

- Fundamentals of ophthalmic lenses and designs
- Fabrication concepts in the current era
- Frame designs and current trends
- Anthropometry in ophthalmic dispensing
- Edging concepts
- Spectacle order cycle
- Products of the leading companies
- Verification of the spectacles
- General dispensing concepts
- Cosmetic dispensing
- Pediatric dispensing
- Presbyopic & geriatric dispensing
- Speciality dispensing
- Multiple pair dispensing concepts
- Merchandizing & Inventory management

Prerequisite:

- Candidates must have an interest in the physics of light, material sciences, and patient care.

** The number of seats in a given sub-speciality may vary depending on the training slots available at the Institute*



Module 8: Eye Health Management

Course Coordinator: Vijay Kumar Yelagondula

Duration: 18 months

Number of seats available: Upto 5*

Overview:

This module has been created to train and develop Optometrists to lead a team and enable them to take up various administrative positions in an Institutional set-up. This module has been developed to help trainees to handle various day-to-day challenges IN an organization overseeing clinics as well as administration with ease.

Course Outline:


This course comprises the following areas of training:

- Introduction to eye health management and hospital procedures.
- Management of medical records as well as quality management.
- Non-clinical components comprising HR management, IT training, Inventory and store management, accounting and finance, and marketing and public relations development.
- Various professional skills comprising time management, communication skills, body language, team work, patient care.
- Overview of law and practices in Optometry.
- An insight to support services of an eye institute like pharmacy, eye bank.
- Maintenance and housekeeping management of an Institute.

Prerequisite:

1. An interest in administration
2. A pleasant personality and a penchant for leadership

** The number of seats in a given sub-speciality may vary depending on the training slots available at the Institute*



Module 9: Innovation and Technology

Course Coordinator: Raghu Gullapalli

Duration: 18 months

Number of seats available: Upto 7*

Overview:

This module will provide an introduction to innovation and technology in the area of medical devices used in eye care. Students choosing this training module will learn about the following aspects of innovation and technology and participate in activities related to it at the Srujana Center for Innovation at the L V Prasad Eye Institute.

Course Outline:

This course comprises the following areas of training:

- Design, execution and management of ophthalmic medical devices in eye care
- Hardware and software technology required to build ophthalmic devices
- Basic rules of product design, including user interfaces, conceptualization, market research and rapid prototyping
- The innovation cycle - from the bench work to a marketable product

Prerequisite:

1. Basic knowledge of medical devices and clinical research.
2. Prior knowledge of programming languages like C, C++, Matlab, Python would be a bonus.

** The number of seats in a given sub-speciality may vary depending on the training slots available at the Institute*



Module 10: Comprehensive Eye Examination Training

Duration: 18 months

Number of seats available: Upto 5* (per campus)

Overview:

This module has been created for those trainees who are interested in strengthening their comprehensive eye evaluation skills. It consists of training in the basic eye evaluation and diagnostic skills in 18 months. During the tenure the fellow will be posted in various sub-specialities of the fields of Optometry and Ophthalmology.

This module is helpful for all Optometrists who are not confident about their skills received during an earlier optometry internship course.

This module is offered at our GMR Varalakshmi Campus in Visakhapatnam, Mithu Tulsi Chanrai Campus in Bhubaneswar and Kode Venkatadri Chowdary Campus in Vijayawada.

Course outline:

Comprehensive training comprises the following elements:

- Eliciting general history
- Basic visual acuity measurements and refraction techniques
- Assessment of ocular motility and alignment
- Slit lamp techniques and pupil evaluation
- Applanation tonometry
- Basic contact lens fitting and assessment
- Basic squint evaluation and binocular vision
- Basic training in assessment of patient with low vision
- Ocular emergencies

Prerequisite:

Be well-versed with the spectrum of eye diseases and efficiently apply that knowledge when evaluating, interpreting, diagnosing the eye condition of a patient.


** The number of seats in a given sub-speciality may vary depending on the training slots available in the Institute*

PGDOVS - The Highlights

1. Well-equipped library with internet facilities.
2. Opportunity to work in a culturally diverse environment with patients from all socio-economic backgrounds receiving equal treatment.
3. 'Melting pot' with trainees coming from different places within India as well as overseas.
4. International standard faculty.
5. Theory classes and hands-on training sessions for 3 months to enable efficiency and development of skills with knowledge.
6. Wide variety of patients and opportunity to work-up several interesting cases during the program.
7. Exposure to world-class research and opportunity to work in a variety of laboratories.
8. Every trainee becomes a part of the LVPEI alumni network.
9. Opportunity to network with leaders of Optometry and Ophthalmology in the field.

Course Details

Starting Date	1 st August 2018
Eligibility	Candidates with four years bachelor's degree in optometry
Qualifier exam/course work evaluation	<ul style="list-style-type: none"> Conducted at the end of every month for the first 3 months. A trainee would be given a maximum of 2 attempts to clear the qualifier exam failing which he/she will be disqualified from the training program Upon clearing the qualifier exam, an evaluation will be conducted after every 5 months for the rest of the program to evaluate the progress of each trainee.
Module Selection	Module option will be offered based on a combination of: <ol style="list-style-type: none"> Candidate's interest Availability of seats in any given module Results from the qualifier exam
Applications	Log on to www.lvpei.org and follow the steps of application
Application process fee	INR 1000 paid through demand draft in the name of "Hyderabad Eye Institute" payable at Hyderabad
Last date of application submission	02 June 2018 , Saturday
Admission exam	Online exam and details will be shared with short-listed candidates.
Date of examination	10 June 2018 , Sunday
Accommodation	Accommodation is available at Bausch & Lomb School of Optometry campus at a nominal fee of INR 1500/month. Food can be availed from the canteen available on the premises, expenditure on actuals.
Stipend	A trainee will be given a stipend of INR 5000/month (post first 3 months of course work)
Program fees/scholarships	A course fee of INR 50,000 per semester will be charged (total 3 semesters)
Scholarship	Scholarship available for students from financially underprivileged background
International Candidates	
Examination date	19 May 2018
Examination fee	USD 100
Program fee	USD 5000
Visa processing fee	USD 180



Hyderabad

Kallam Anji Reddy Campus
L V Prasad Marg, Banjara Hills
Hyderabad - 500 034
Telangana, India

Bhubaneswar

Mithu Tulsi Chanrai Campus
Bhubaneswar - 751 024
Odisha, India

Visakhapatnam

GMR Varalakshmi Campus
11-113/1, Hanumanthawaka Junction
Visakhapatnam - 530 040
Andhra Pradesh, India

Vijayawada

Kode Venkatadri Chowdary Campus
Tadigadapa
Vijayawada - 521 137
Andhra Pradesh, India



To know more about us, reach us at:

Tel: +9140 3061 2106/30615802/07

Email: vijaykumar@lvpei.org

education@lvpei.org Website: www.lvpei.org